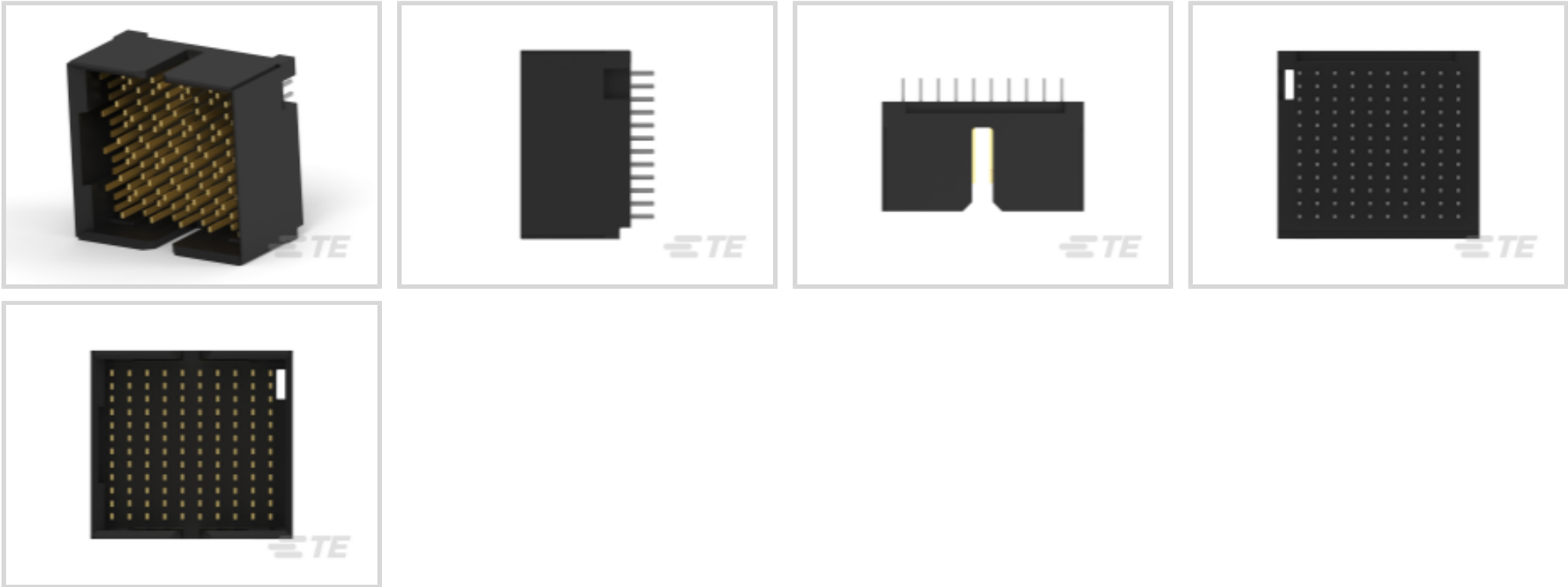




Connectors > PCB Connectors > Backplane Connectors > High Speed Backplane Connectors



Number of Positions: 120

Row-to-Row Spacing: 1.4 mm [.055 in]

Mating Alignment: With

Mating Alignment Type: Guide Slot

Number of Rows: 12

Features

Product Type Features

Signal Arrangement	Differential
Connector & Contact Terminates To	Printed Circuit Board
Connector System	Board-to-Board
PCB Connector Type	PCB Mount Header
Shroud Style	Fully Shrouded

Configuration Features

Number of Pairs	40
Number of Signal Positions	80
Backplane Architecture	Traditional Backplane
Stackable	No
Pairs per Column	4
Number of Positions	120
Number of Rows	12
Number of Columns	10



PCB Mount Orientation	Vertical
-----------------------	----------

Electrical Characteristics

Operating Voltage	250 VAC
Impedance	100 Ω

Signal Characteristics

Data Rate	10 Gb/s
Differential Impedance	100 Ω
Number of Differential Pairs per Column	4

Body Features

Primary Product Color	Black
-----------------------	-------

Contact Features

PCB Contact Termination Area Plating Material Finish	Matte
Contact Mating Area Plating Material Thickness	.76 μm[29.92 μin]
PCB Contact Termination Area Plating Material Thickness	.5 μm[20 μin]
Contact Shape & Form	Rectangular
Contact Mating Area Plating Material	Gold (Au)
Contact Mating Area Length	6 mm[.236 in]
Contact Base Material	Phosphor Bronze
PCB Contact Termination Area Plating Material	Tin
Contact Type	Pin
Contact Current Rating (Max)	.5 A

Termination Features

Termination Method to PCB	Through Hole - Press-Fit
Termination Post & Tail Length	2.5 mm[.098 in]

Mechanical Attachment

Guide Hardware	Without
PCB Mount Retention	With
Mating Retention	Without
PCB Mount Retention Type	Action/Compliant Tail
PCB Mount Alignment	Without
Mating Alignment	With
Mating Alignment Type	Guide Slot



Connector Mounting Type	Board Mount
Housing Features	
Number of Shrouded Sides	4
End Wall Location	Dual
Housing Material	LCP
Centerline (Pitch)	1.9 mm[.075 in]
Dimensions	
Connector Width	20.2 mm
Connector Height	11.8 mm
PCB Hole Diameter	.47 mm
Connector Length	11.8 mm
Row-to-Row Spacing	1.4 mm[.055 in]
Usage Conditions	
Operating Temperature Range	-65 – 90 °C[-85 – 194 °F]
Operation/Application	
Circuit Application	Signal
Industry Standards	
Compatible With Agency/Standards Products	UL
UL Flammability Rating	UL 94V-0
Compatible With Approved Standards Products	UL E28476
Packaging Features	
Packaging Method	Box & Tube, Tube
Product Compliance	
For compliance documentation, visit the product page on TE.com>	
EU RoHS Directive 2011/65/EU	Compliant
EU ELV Directive 2000/53/EC	Compliant
China RoHS 2 Directive MIIT Order No 32, 2016	No Restricted Materials Above Threshold
EU REACH Regulation (EC) No. 1907/2006	Current ECHA Candidate List: JAN 2025 (247) Candidate List Declared Against: JAN 2025 (247) Does not contain REACH SVHC



Halogen Content	Low Halogen - Br, Cl, F, I < 900 ppm per homogenous material. Also BFR/CFR/PVC Free
Solder Process Capability	Not applicable for solder process capability

Product Compliance Disclaimer

This information is provided based on reasonable inquiry of our suppliers and represents our current actual knowledge based on the information they provided. This information is subject to change. The part numbers that TE has identified as EU RoHS compliant have a maximum concentration of 0.1% by weight in homogenous materials for lead, hexavalent chromium, mercury, PBB, PBDE, DBP, BBP, DEHP, DIBP, and 0.01% for cadmium, or qualify for an exemption to these limits as defined in the Annexes of Directive 2011/65/EU (RoHS2). Finished electrical and electronic equipment products will be CE marked as required by Directive 2011/65/EU. Components may not be CE marked. Additionally, the part numbers that TE has identified as EU ELV compliant have a maximum concentration of 0.1% by weight in homogenous materials for lead, hexavalent chromium, and mercury, and 0.01% for cadmium, or qualify for an exemption to these limits as defined in the Annexes of Directive 2000/53/EC (ELV). Regarding the REACH Regulation, the information TE provides on SVHC in articles for this part number is based on the latest European Chemicals Agency (ECHA) 'Guidance on requirements for substances in articles' posted at this URL: <https://echa.europa.eu/guidance-documents/guidance-on-reach>

Compatible Parts




TE Part # 1934544-1
Tinman Vt Rcpt Assy 4pr 10col



TE Part # 1934224-1
Tin Man Recept Assy 4 pair10 Column

Also in the Series | Z-PACK TinMan



High Speed Backplane Connectors(68)

Customers Also Bought



TE Part #1934226-1
Tin man Recpt Assy3pair8 Colum



TE Part #1934359-1
TinMan R/A Header Assy 3x8 Ope




TE Part #2187724-1
SW PIR HDR BP, 92OHM, 4X4 OEW



TE Part #2204443-1
MULTI-BEAM HD R/A PLUG 2P



TE Part #5-2384030-3
PCIE5,SMT,1.9TAB+C-POS,98P,30",10 ML,HT




TE Part #5-5179180-5
0.8FH,R09H.5,120,08/Sn,TR,SC




TE Part #3-5353515-0
ON TAPING (EMBOSS) 0.5MM FS CONN. TAB AS



TE Part #2187282-1
SW PIR RECT, 100OHM, 4X4



TE Part #2187690-1
SW PIR HDR BP, 92OHM, 6X6 OE



TE Part #2332485-1
RA REC ASSY 4X4, 92OHM PIR WHISPER R

Documents

Product Drawings

TinMan Header Assy 4x10Double

English

CAD Files

Customer View Model

ENG_CVM_CVM_1934312-1_A.2d_dxf.zip

English

3D PDF

3D

Customer View Model

ENG_CVM_CVM_1934312-1_A.3d_igs.zip

English

Customer View Model

ENG_CVM_CVM_1934312-1_A.3d_stp.zip

English

By downloading the CAD file I accept and agree to the [Terms and Conditions](#) of use.

Datasheets & Catalog Pages



High Speed Backplane Connectors catalog - Z-PACK TinMan High Speed, High Density Backplane Connector

English

Stacking Connectors Quick Reference Guide (English)

English

Product Specifications

Application Specification

English