




SPLICE

TE Internal #: 41276  
Splice Accessory, 0 Serration, 6.35 mm [.25 in] Length, Strip, Open  
Barrel, Solid / Stranded Wire, Copper Wire, Discrete Wire,  
Uninsulated, SPLICE

[View on TE.com >](#)

Terminals & Splices > Splices



Splice Type: **Splice Accessory**  
Sealable: **No**  
Compatible Insulation Diameter Range: **5.59 mm [ .22 in ]**  
Terminal Material Thickness: **.51 mm [ .02 in ]**  
Number of Serrations: **0**

Features

Product Type Features

Splice Type	Splice Accessory
Sealable	No
Compatible With Discrete Wire Type	Solid, Stranded
Wire Insulation Support Retention Type	Insulation Support

Configuration Features

Number of Serrations	0
Compatible With Wire & Cable Type	Discrete Wire

Contact Features

Barrel Type	Open
-------------	------

Mechanical Attachment

Wire Insulation Support	With
-------------------------	------

Dimensions

Compatible Insulation Diameter Range	5.59 mm[.22 in]
--------------------------------------	-----------------

Terminal Material Thickness	.51 mm[.02 in]
Product Length	6.35 mm[.25 in]

Usage Conditions

Insulation Option	Uninsulated
Operating Temperature Range	-65 – 150 °C[-85 – 302 °F]

Operation/Application

Compatible With Wire Base Material	Copper
------------------------------------	--------

Industry Standards

Government Qualified Splice	No
-----------------------------	----

Packaging Features

Packaging Quantity	20000
Packaging Method	Strip

Product Compliance









For compliance documentation, visit the product page on TE.com>

EU RoHS Directive 2011/65/EU	Compliant
EU ELV Directive 2000/53/EC	Compliant
China RoHS 2 Directive MIIT Order No 32, 2016	No Restricted Materials Above Threshold
EU REACH Regulation (EC) No. 1907/2006	Current ECHA Candidate List: JAN 2025 (247) Candidate List Declared Against: JAN 2025 (247) Does not contain REACH SVHC
Halogen Content	Low Halogen - Br, Cl, F, I < 900 ppm per homogenous material. Also BFR/CFR/PVC Free
Solder Process Capability	Not applicable for solder process capability

Product Compliance Disclaimer

This information is provided based on reasonable inquiry of our suppliers and represents our current actual knowledge based on the information they provided. This information is subject to change. The part numbers that TE has identified as EU RoHS compliant have a maximum concentration of 0.1% by weight in homogenous materials for lead, hexavalent chromium, mercury, PBB, PBDE, DBP, BBP, DEHP, DIBP, and 0.01% for cadmium, or qualify for an exemption to these limits as defined in the Annexes of Directive 2011/65/EU (RoHS2). Finished electrical and electronic equipment products will be CE marked as required by Directive 2011/65/EU. Components may not be CE marked. Additionally, the part numbers that TE has identified as EU ELV compliant have a maximum concentration of 0.1% by weight in homogenous materials for lead, hexavalent chromium, and mercury, and 0.01% for cadmium, or qualify for an exemption to these limits as defined in the Annexes of Directive 2000/53/EC (ELV). Regarding the REACH Regulation, the information TE provides on SVHC in articles for this part number is based on the latest European Chemicals Agency (ECHA) ‘Guidance on requirements for substances in articles’ posted at this URL: <https://echa.europa.eu/guidance-documents/guidance-on-reach>

Compatible Parts

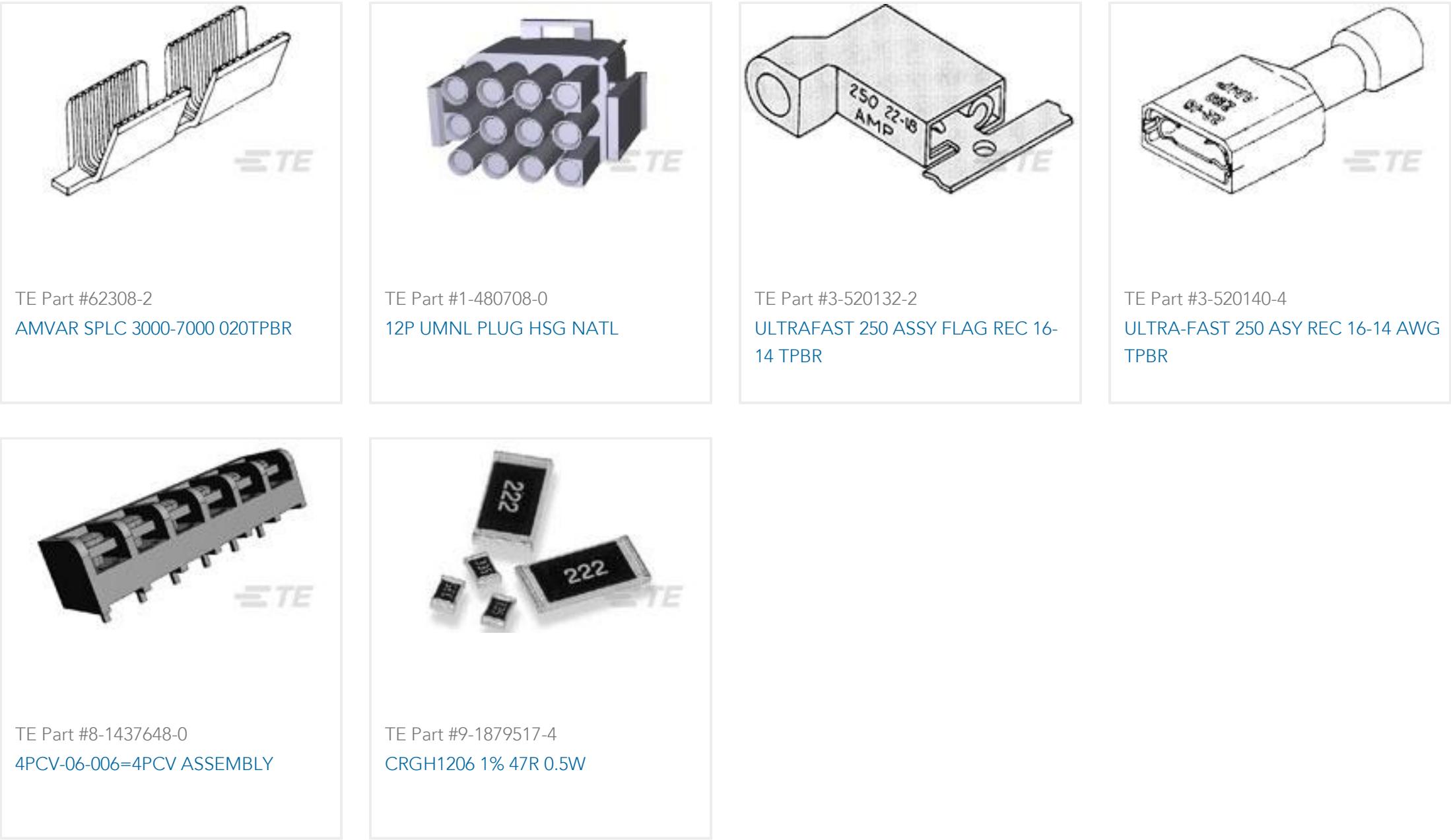
 <p>TE Part # 626363-1 SPLICE</p>	 <p>TE Part # 626315-1 STANDARD SPLICE</p>	 <p>TE Part # 61492-3 SPLICE 2048-5250 .51MM CU/NI</p>	 <p>TE Part # 41282 ID BAND .03 BR</p>
 <p>TE Part # 42627-4 SPLICE 3232-8282 .0198 NPST</p>	 <p>TE Part # 626584-1 SPLICE 1500/5000 CMA BR</p>	 <p>TE Part # 160644-3 SPLICE 20-15 AWG .016 TPBR</p>	 <p>TE Part # 626207-1 SPECIAL SPLICE 20-18 AWG LATAO</p>

Also in the Series | SPLICE

 <p>Crimp Wire Pins, Tabs &amp; Ferrules(1)</p>	 <p>Splices(63)</p>
--	---

Customers Also Bought

 <p>TE Part #NB14254001 VERSAFIT-1-0-FSP</p>	 <p>TE Part #NB15794001 RNF-150-3/8-0-SP</p>	 <p>TE Part #41531 250 FASTON FLAG REC 18-12 AWG BR</p>	 <p>TE Part #62306-2 AMVAR SPLC 1500-5000 020TPBR</p>
---	--	--	--



Documents

Product Drawings  
IDENTIFICATION BAND AL

English

CAD Files  
3D PDF  
3D  
Customer View Model  
ENG\_CVM\_CVM\_41276\_F\_c-41276-f.2d\_dxf.zip  
English  
Customer View Model  
ENG\_CVM\_CVM\_41276\_F\_c-41276-f.3d\_igs.zip  
English  
Customer View Model  
ENG\_CVM\_CVM\_41276\_F\_c-41276-f.3d\_stp.zip  
English

By downloading the CAD file I accept and agree to the [Terms and Conditions](#) of use.

Product Specifications  
Application Specification  
English