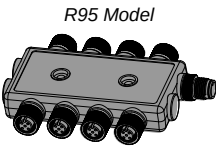


Features



- Conjoin multiple devices together into one connector
- Rugged design; easy installation with no assembly or individual wiring required
- 5-pin M12 male home-run quick-disconnect connector
- 5-pin M12 female quick-disconnect connectors
- Rugged overmolded design meets IP65, IP67, and IP68

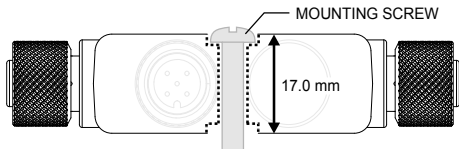
Models

Model	Ports	Homerun Connector	Wiring
R50-4M125-M125Q-P	(4) Integral 5-pin M12 female quick-disconnect connectors	(1) Integral 5-pin M12 male quick-disconnect connector	Parallel
R95-8M125-M125Q-P	(8) Integral 5-pin M12 female quick-disconnect connectors		

Mechanical Installation

Install the Molded Junction Block to allow access for functional checks, maintenance, and service or replacement.

All mounting hardware is supplied by the user. Fasteners must be of sufficient strength to guard against breakage. Use of permanent fasteners or locking hardware is recommended to prevent the loosening or displacement of the device. The mounting hole (4.5 mm) in the Molded Junction Block accepts M4 (#8) hardware. See the figure below to help in determining the minimum screw length.

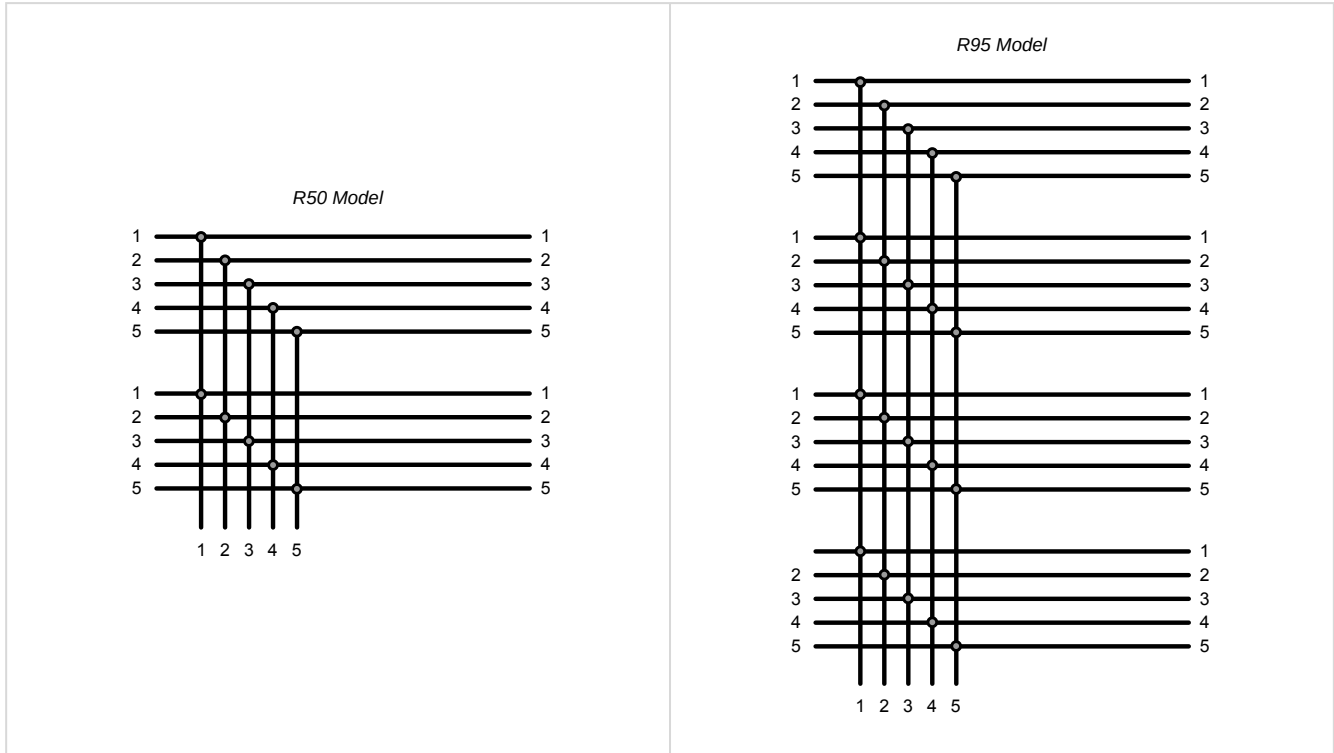


NOTE: The dotted line indicates the profile of the counterbore.



CAUTION: Do not overtighten the Molded Junction Block's mounting screw during installation. Overtightening can affect the performance of the Molded Junction Block.

Wiring



Specifications

Voltage Input Range

60 V DC

Maximum Current

4 A

Construction

Coupling Material: Nickel-plated brass

Housing Body: TPU black

Vibration and Mechanical Shock

Meets IEC 60068-2-6 requirements (Vibration: 10 Hz to 55 Hz, 0.5 mm amplitude, 5 minutes sweep, 30 minutes dwell)

Meets IEC 60068-2-27 requirements (Shock: 15G 11 ms duration, half sine wave)

Environmental Ratings

IP65, IP67, IP68

Operating Conditions

–40 °C to +70 °C (–40 °F to +158 °F)

90% at +70 °C maximum relative humidity (non-condensing)

Storage Temperature: –40 °C to +80 °C (–40 °F to +176 °F)

Certifications

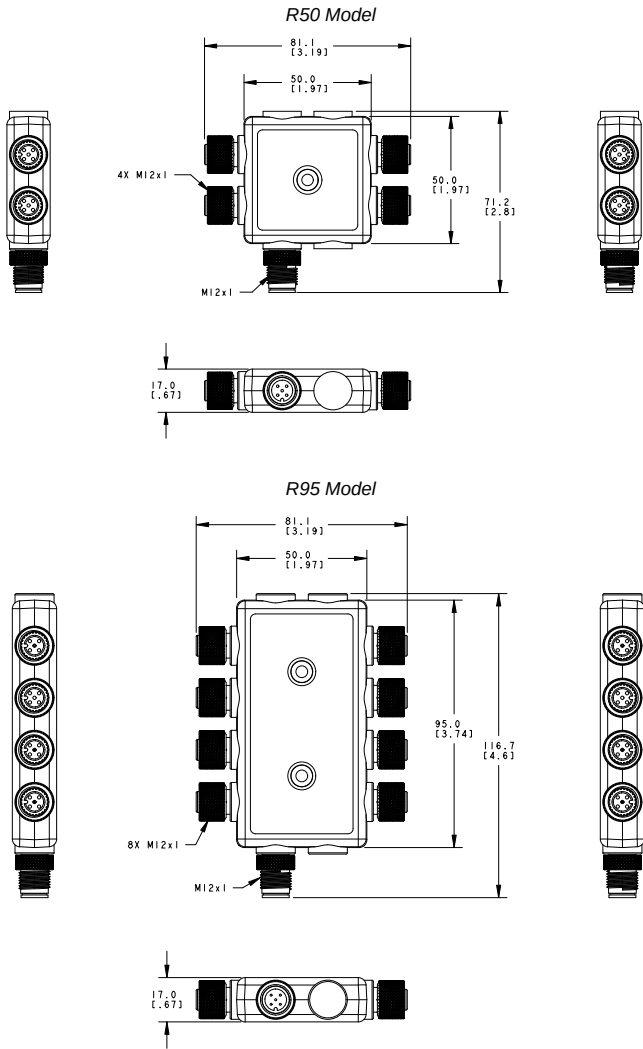


Banner Engineering BV
Park Lane, Culliganlaan 2F bus 3
1831 Diegem, BELGIUM



Dimensions

All measurements are listed in millimeters [inches], unless noted otherwise. The measurements provided are subject to change.



Accessories

Cordsets

5-pin Double-Ended M12 Female to M12 Male Cordsets				
Model	Length	Dimensions (mm)	Pinouts	
BC-M12F5-M12M5-22-1	1 m (3.28 ft)		<p>Female</p> <p>Male</p>	<p>1 = Brown 2 = White 3 = Blue 4 = Black 5 = Gray</p>
BC-M12F5-M12M5-22-2	2 m (6.56 ft)			
BC-M12F5-M12M5-22-5	5 m (16.4 ft)			
BC-M12F5-M12M5-22-8	8 m (26.25 ft)			
BC-M12F5-M12M5-22-10	10 m (30.81 ft)			
BC-M12F5-M12M5-22-15	15 m (49.2 ft)			

5-pin Double-Ended M12 Female Straight to M12 Male Right-Angle Cordsets				
Model	Length	Dimensions (mm)	Pinouts	
BC-M12F5-M12M5A-22-1	1 m (3.28 ft)		<p>Female</p> <p>Male</p>	<p>1 = Brown 2 = White 3 = Blue 4 = Black 5 = Gray</p>
BC-M12F5-M12M5A-22-2	2 m (6.56 ft)			
BC-M12F5-M12M5A-22-5	5 m (16.4 ft)			
BC-M12F5-M12M5A-22-10	10 m (30.81 ft)			

4-pin A-Code Double-Ended M12 Female to M12 Male Cordsets				
Model	Length	Dimensions (mm)	Pinouts	
BC-M12F4-M12M4-22-1	1 m (3.28 ft)		<p>Female</p> <p>Male</p>	<p>1 = Brown 2 = White 3 = Blue 4 = Black</p>
BC-M12F4-M12M4-22-2	2 m (6.56 ft)			
BC-M12F4-M12M4-22-5	5 m (16.4 ft)			
BC-M12F4-M12M4-22-10	10 m (30.81 ft)			
BC-M12F4-M12M4-22-15	15 m (49.2 ft)			

4-pin A-Code Double-Ended M12 Female to M12 Male Right-Angle Cordsets				
Model	Length	Dimensions (mm)	Pinouts	
BC-M12F4-M12M4A-22-1	1 m (3.28 ft)		<p>Female</p> <p>Male</p>	<p>1 = Brown 2 = White 3 = Blue 4 = Black</p>
BC-M12F4-M12M4A-22-2	2 m (6.56 ft)			
BC-M12F4-M12M4A-22-5	5 m (16.4 ft)			
BC-M12F4-M12M4A-22-8	8 m (26.25 ft)			
BC-M12F4-M12M4A-22-10	10 m (30.81 ft)			
BC-M12F4-M12M4A-22-15	15 m (49.2 ft)			

Maintenance and Service

Do not use alcohol-based cleaning agents. The Molded Junction Block is maintenance-free.

Banner Engineering Corp Limited Warranty

Banner Engineering Corp. warrants its products to be free from defects in material and workmanship for one year following the date of shipment. Banner Engineering Corp. will repair or replace, free of charge, any product of its manufacture which, at the time it is returned to the factory, is found to have been defective during the warranty period. This warranty does not cover damage or liability for misuse, abuse, or the improper application or installation of the Banner product.

THIS LIMITED WARRANTY IS EXCLUSIVE AND IN LIEU OF ALL OTHER WARRANTIES WHETHER EXPRESS OR IMPLIED (INCLUDING, WITHOUT LIMITATION, ANY WARRANTY OF MERCHANTABILITY OR FITNESS FOR A PARTICULAR PURPOSE), AND WHETHER ARISING UNDER COURSE OF PERFORMANCE, COURSE OF DEALING OR TRADE USAGE.

This Warranty is exclusive and limited to repair or, at the discretion of Banner Engineering Corp., replacement. **IN NO EVENT SHALL BANNER ENGINEERING CORP. BE LIABLE TO BUYER OR ANY OTHER PERSON OR ENTITY FOR ANY EXTRA COSTS, EXPENSES, LOSSES, LOSS OF PROFITS, OR ANY INCIDENTAL, CONSEQUENTIAL OR SPECIAL DAMAGES RESULTING FROM ANY PRODUCT DEFECT OR FROM THE USE OR INABILITY TO USE THE PRODUCT, WHETHER ARISING IN CONTRACT OR WARRANTY, STATUTE, TORT, STRICT LIABILITY, NEGLIGENCE, OR OTHERWISE.**

Banner Engineering Corp. reserves the right to change, modify or improve the design of the product without assuming any obligations or liabilities relating to any product previously manufactured by Banner Engineering Corp. Any misuse, abuse, or improper application or installation of this product or use of the product for personal protection applications when the product is identified as not intended for such purposes will void the product warranty. Any modifications to this product without prior express approval by Banner Engineering Corp will void the product warranties. All specifications published in this document are subject to change; Banner reserves the right to modify product specifications or update documentation at any time. Specifications and product information in English supersede that which is provided in any other language. For the most recent version of any documentation, refer to: www.bannerengineering.com.

For patent information, see www.bannerengineering.com/patents.