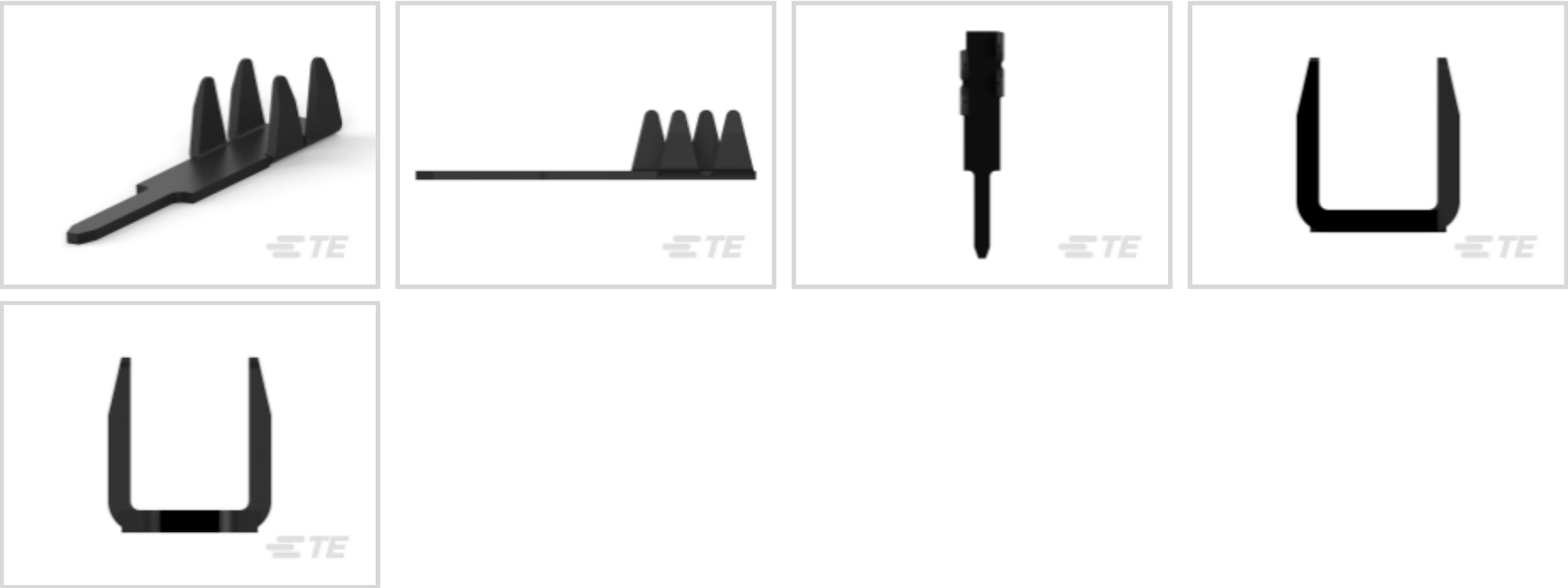




Connectors > Contacts > Connector Contacts > 2.54mm FFC Connectors Pin Contacts



Contact Type: **Pin**

Contact Mating Area Plating Material: **Tin-Lead**

Compatible With Wire & Cable Type: **FFC**

Termination Method to Wire & Cable: **Solder Tab**

Contact Base Material: **Phosphor Bronze**

[All 2.54mm FFC Connectors Pin Contacts \(34\)](#)

Features

Configuration Features

Compatible With Wire & Cable Type	FFC
-----------------------------------	-----

Contact Features

	150 µin
Contact Underplating Material	Nickel
PCB Contact Termination Area Plating Material	Tin-Lead
Contact Mating Area Plating Material Finish	Bright
Contact Type	Pin
Contact Mating Area Plating Material	Tin-Lead
Contact Base Material	Phosphor Bronze
Contact Current Rating (Max)	2 A

Termination Features

Termination Method to Wire & Cable	Solder Tab
Product Terminates To	Wire & Cable



Dimensions

Accepts Conductor Width	1.27 mm[.05 in]
-------------------------	-----------------

Usage Conditions

Operating Temperature Range	-65 – 105 °C[-85 – 221 °F]
-----------------------------	----------------------------

Operation/Application

Circuit Application	Signal
---------------------	--------

Packaging Features

Packaging Method	Reel
------------------	------

Product Compliance

For compliance documentation, visit the product page on TE.com>

EU RoHS Directive 2011/65/EU	Not Compliant
EU ELV Directive 2000/53/EC	Compliant with Exemptions
China RoHS 2 Directive MIIT Order No 32, 2016	Restricted Materials Above Threshold
EU REACH Regulation (EC) No. 1907/2006	Current ECHA Candidate List: JAN 2025 (247) Candidate List Declared Against: JAN 2025 (247) SVHC > Threshold: Pb (13% in 4690948374) Article Safe Usage Statements: Do not eat, drink or smoke when using this product. Wash thoroughly after handling. Recycle if possible and dispose of the article by following all applicable governmental regulations relevant to your geographic location.
Halogen Content	Low Halogen - Br, Cl, F, I < 900 ppm per homogenous material. Also BFR/CFR/PVC Free
Solder Process Capability	Reflow solder capable to 260°C

Product Compliance Disclaimer


This information is provided based on reasonable inquiry of our suppliers and represents our current actual knowledge based on the information they provided. This information is subject to change. The part numbers that TE has identified as EU RoHS compliant have a maximum concentration of 0.1% by weight in homogenous materials for lead, hexavalent chromium, mercury, PBB, PBDE, DBP, BBP, DEHP, DIBP, and 0.01% for cadmium, or qualify for an exemption to these limits as defined in the Annexes of Directive 2011/65/EU (RoHS2). Finished electrical and electronic equipment products will be CE marked as required by Directive 2011/65/EU. Components may not be CE marked. Additionally, the part numbers that TE has identified as EU ELV compliant have a maximum concentration of 0.1% by weight in homogenous materials for lead, hexavalent chromium, and mercury, and 0.01% for cadmium, or qualify for an exemption to these limits as defined in the Annexes of Directive 2000/53/EC (ELV). Regarding the REACH Regulation, the information TE provides on SVHC in articles for this part number is based on the latest European Chemicals Agency (ECHA) 'Guidance on requirements for substances in articles' posted at this URL: <https://echa.europa.eu/guidance-documents/guidance-on-reach>

Compatible Parts




TE Part # 5-528441-7
[APPLIC. FFC-.100 SOLDER TAB](#)


Customers Also Bought




TE Part #52961-1
[TERMINAL,PG SPR SPD 12-10 6](#)




TE Part #CAT-F439-R2435254
[2.54mm FFC Connectors Receptacle Housing](#)



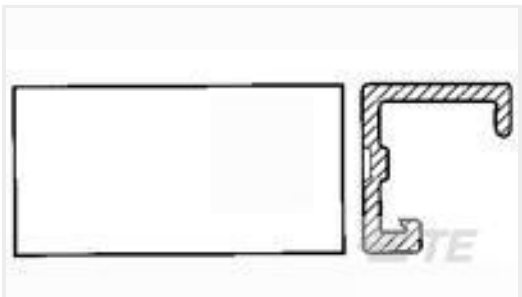
TE Part #130417
[PG RING](#)



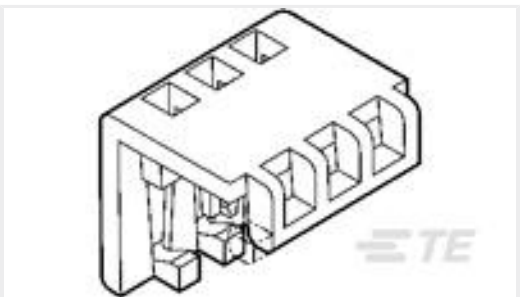
TE Part #1-640445-0
[10P MTA156 HDR ASSY FL/STR SN](#)




TE Part #640456-6
[06P MTA100 HDR ASSY F/L SQ STR](#)



TE Part #640550-2
[02P MTA100 COVER](#)



TE Part #643075-6
[06P MTA100 MOLDED COVER](#)



TE Part #3-643813-6
[06P MTA100 CONN ASSY POL RIB](#)

Documents

Product Drawings

[FFC S.TAB 100SNPB RL](#)

English

CAD Files

Customer View Model

[ENG_CVM_CVM_88997-2_BG.2d_dxf.zip](#)

English

3D PDF

3D

Customer View Model

[ENG_CVM_CVM_88997-2_BG.3d_igs.zip](#)

English

Customer View Model

[ENG_CVM_CVM_88997-2_BG.3d_stp.zip](#)

English

By downloading the CAD file I accept and agree to the [Terms and Conditions](#) of use.



[Product Specifications](#)

[Application Specification](#)

English