



# i200-E0323 Lock

i200 Lock

SAFETY LOCKING DEVICES

**SICK**  
Sensor Intelligence.



Ordering information

Type	part no.
i200-E0323 Lock	6026140

Other models and accessories → [www.sick.com/i200\\_Lock](http://www.sick.com/i200_Lock)

actuator not supplied with delivery



Detailed technical data

Features

Sensor principle	Electro-mechanical
Locking principle	Power to lock
Positive action N/C solenoid monitoring contacts	1
N/O solenoid monitoring contacts	1
Positive action N/C door monitoring contacts	2
N/O door monitoring contacts	1
N/C door monitoring contacts	0
Locking force $F_{max}$	2,600 N (EN ISO 14119) <sup>1)</sup>
Locking force $F_{Zh}$	2,000 N (EN ISO 14119)
Retaining force	≤ 30 N
Actuation frequency	≤ 3,600 /h
Actuation directions	3
Approach speed	≤ 10 m/min

<sup>1)</sup> Only in combination with the delivered fixing screws, otherwise 1950 N.

Safety-related parameters

B <sub>10d</sub> parameter	2 x 10 <sup>6</sup> switching cycles (with small load)
Type	Type 2 (EN ISO 14119)
Actuator coding level	Low coding level (EN ISO 14119)
Safe state in the event of a fault	The switch has no internal fault detection and is unable to assume a safe state in the event of a fault. Fault detection is performed by the connected safety-related logic unit.

Functions

Safe series connections	None, only individual wiring (with diagnostics)
-------------------------	---

## Interfaces

<b>Connection type</b>	Cable gland, 3 x M20
<b>Display elements</b>	LEDs
Status display	✓

## Electronics

<b>Switching principle</b>	Slow action switching element
<b>Usage category</b>	AC-15/DC-13 (IEC 60947-5-1)
<b>Rated operating current (voltage)</b>	3 A (240 V AC) 3 A (24 V DC)
<b>Rated insulation voltage <math>U_i</math></b>	500 V
<b>Rated impulse withstand voltage <math>U_{imp}</math></b>	2,500 V
<b>Type of output</b>	Electro-mechanical contacts
<b>Power consumption</b>	≤ 7 W
<b>Short-circuit protection</b>	3 A gG
<b>Switching voltage</b>	≥ 5 V DC
<b>Switching current (switching voltage)</b>	5 mA (5 V DC)
<b>Solenoid operating voltage</b>	(20.4 V DC ... 26.4 V DC)
<b>Switch-on time of magnet</b>	100 %
<b>Locking principle</b>	Power to lock

## Mechanics

<b>Weight</b>	0.55 kg
<b>Housing material</b>	Glass-fiber reinforced polyester
<b>Mechanical life</b>	1 x 10 <sup>6</sup> switching cycles

## Ambient data

<b>Enclosure rating</b>	IP65
<b>Ambient operating temperature</b>	-20 °C ... +60 °C
<b>Storage temperature</b>	-20 °C ... +60 °C

## Certificates

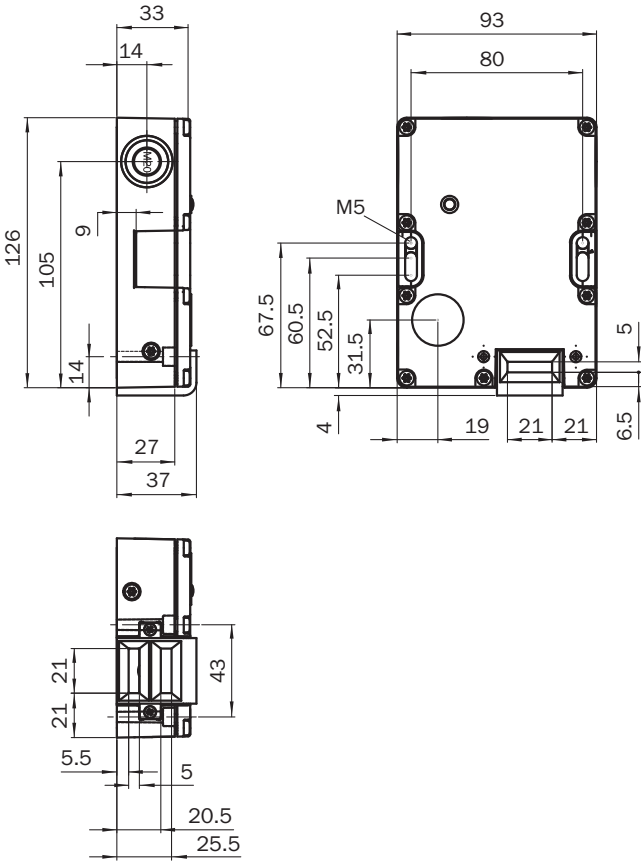
<b>EU declaration of conformity</b>	✓
<b>UK declaration of conformity</b>	✓
<b>cULus certificate</b>	✓
<b>TÜV approval</b>	✓
<b>TÜV approval annex</b>	✓

## Classifications

<b>ECLASS 5.0</b>	27272603
<b>ECLASS 5.1.4</b>	27272603
<b>ECLASS 6.0</b>	27272603
<b>ECLASS 6.2</b>	27272603
<b>ECLASS 7.0</b>	27272603
<b>ECLASS 8.0</b>	27272603

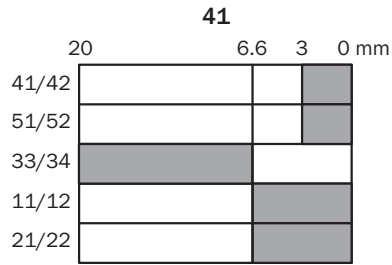
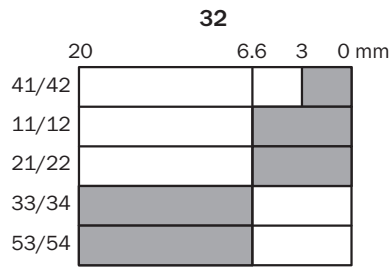
ECLASS 8.1	27272603
ECLASS 9.0	27272603
ECLASS 10.0	27272603
ECLASS 11.0	27272603
ECLASS 12.0	27272603
ETIM 5.0	EC002593
ETIM 6.0	EC002593
ETIM 7.0	EC002593
ETIM 8.0	EC002593
UNSPSC 16.0901	39122205

Dimensional drawing



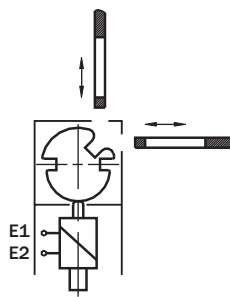
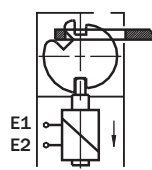
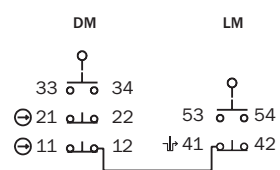
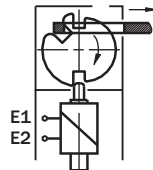
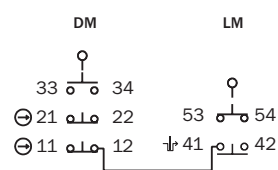
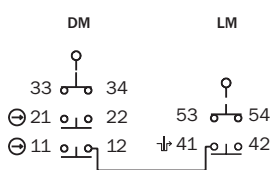
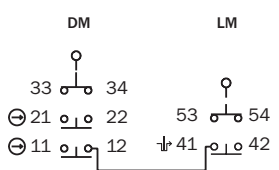
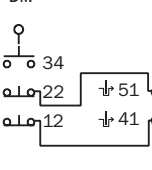
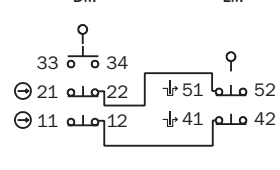
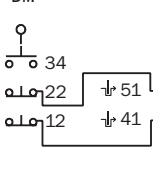
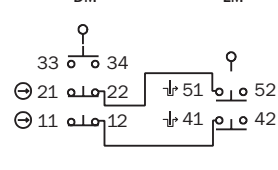
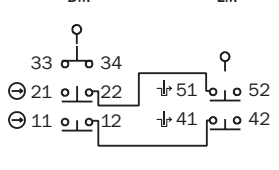
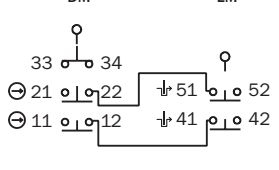
Dimensions in mm (inch)

Actuator travel diagram Contact action over the entire actuator withdrawal distance (full insertion = 0 mm)



- ☐ Contacts open
- ☒ Contacts closed

Switching elements

Actuator inserted		Actuator removed	
locked	unlocked		
Switching element 32	 DM LM 	 DM LM 	 DM LM 
Switching element 41	 DM LM 	 DM LM 	 DM LM 

↗ Positive action N/C locking monitoring contact  
⊖ Positive action N/C door monitoring contact

LM: Locking monitoring contacts  
DM: Door monitoring contacts

Switching element 32:  
1 positive action N/C contact + 1 N/O contact (Locking monitoring)  
2 positive action N/C contacts + 1 N/O contact (Door monitoring)

Switching element 41:  
2 positive action N/C contacts (Locking monitoring)  
2 positive action N/C contacts + 1 N/O contact (Door monitoring)

## SICK AT A GLANCE

SICK is one of the leading manufacturers of intelligent sensors and sensor solutions for industrial applications. A unique range of products and services creates the perfect basis for controlling processes securely and efficiently, protecting individuals from accidents and preventing damage to the environment.

We have extensive experience in a wide range of industries and understand their processes and requirements. With intelligent sensors, we can deliver exactly what our customers need. In application centers in Europe, Asia and North America, system solutions are tested and optimized in accordance with customer specifications. All this makes us a reliable supplier and development partner.

Comprehensive services complete our offering: SICK LifeTime Services provide support throughout the machine life cycle and ensure safety and productivity.

**For us, that is “Sensor Intelligence.”**

## WORLDWIDE PRESENCE:

Contacts and other locations –[www.sick.com](http://www.sick.com)