



Connectors > PCB Connectors > Wire-to-Board Connectors > FFC, FPC & Ribbon Connectors > FFC Connectors > FFC Receptacle Housing: 1.27mm



FFC Connector Product Type: **Housing**

Connector System: **Wire-to-Board**

Number of Positions: **34**

Centerline (Pitch): **1.27 mm [.05 in]**

Number of Rows: **2**

[All FFC Receptacle Housing: 1.27mm \(52\)](#)

Features

Product Type Features

Connector & Contact Terminates To	Wire & Cable
Connector & Housing Type	Receptacle
FFC Connector Product Type	Housing
Connector System	Wire-to-Board
Insertion Force Type	Normal

Configuration Features

Number of Positions	34
Number of Rows	2

Electrical Characteristics

Operating Voltage	100 VAC
Insulation Resistance	5000 MΩ
Dielectric Withstanding Voltage (Max)	300 VAC

Body Features

Primary Product Color	Black
-----------------------	-------

Contact Features

Contact Type	Socket
--------------	--------

Mechanical Attachment

--	--



Mating Alignment Type	Polarization
Mating Retention Type	Latch
Mating Retention	With
Mating Alignment	With
Panel Mount Feature	Without
Connector Mounting Type	Cable Mount (Free-Hanging)

Housing Features

Housing Material	Polyester
Centerline (Pitch)	1.27 mm[.05 in]
FFC Cable Entry	Straight

Dimensions

Row-to-Row Spacing	2.54 mm[.1 in]
--------------------	----------------

Usage Conditions

Operating Temperature Range	-55 – 105 °C[-67 – 221 °F]
-----------------------------	----------------------------

Operation/Application

Circuit Application	Signal
---------------------	--------

Industry Standards

UL Flammability Rating	UL 94V-0
------------------------	----------

Packaging Features

Packaging Quantity	300
Packaging Method	Package

Product Compliance

For compliance documentation, visit the product page on TE.com>

EU RoHS Directive 2011/65/EU	Compliant
EU ELV Directive 2000/53/EC	Compliant
China RoHS 2 Directive MIIT Order No 32, 2016	No Restricted Materials Above Threshold
EU REACH Regulation (EC) No. 1907/2006	Current ECHA Candidate List: JAN 2025 (247) Candidate List Declared Against: JAN 2025 (247) Does not contain REACH SVHC
Halogen Content	Low Halogen - Br, Cl, F, I < 900 ppm per homogenous material. Also BFR/CFR/PVC



Free

Solder Process Capability

Not applicable for solder process capability

Product Compliance Disclaimer

This information is provided based on reasonable inquiry of our suppliers and represents our current actual knowledge based on the information they provided. This information is subject to change. The part numbers that TE has identified as EU RoHS compliant have a maximum concentration of 0.1% by weight in homogenous materials for lead, hexavalent chromium, mercury, PBB, PBDE, DBP, BBP, DEHP, DIBP, and 0.01% for cadmium, or qualify for an exemption to these limits as defined in the Annexes of Directive 2011/65/EU (RoHS2). Finished electrical and electronic equipment products will be CE marked as required by Directive 2011/65/EU. Components may not be CE marked. Additionally, the part numbers that TE has identified as EU ELV compliant have a maximum concentration of 0.1% by weight in homogenous materials for lead, hexavalent chromium, and mercury, and 0.01% for cadmium, or qualify for an exemption to these limits as defined in the Annexes of Directive 2000/53/EC (ELV). Regarding the REACH Regulation, the information TE provides on SVHC in articles for this part number is based on the latest European Chemicals Agency (ECHA) ‘Guidance on requirements for substances in articles’ posted at this URL: <https://echa.europa.eu/guidance-documents/guidance-on-reach>

Compatible Parts



TE Part # 6-104666-3  
34 SYSTEM 50 HDR DRST SHRD SN



TE Part # 6-104068-3  
34 SYSTEM 50 HDR DRST SHRD



TE Part # 1-104069-4  
34 SYSTEM 50 HDR DRRA SHRD



TE Part # 6-104069-4  
34 sys 50 hdr drra shrd sn



TE Part # 1-104068-3  
34 SYSTEM 50 HDR DRST SHRD




TE Part # CAT-F439-S01339127  
1.27mm FFC Connectors Socket Contacts




TE Part # 6-104118-1  
34 SYS 50 HDR DRRA UNSHRD SN


Customers Also Bought




TE Part #2-36161-8  
TERMINAL,PIDG R IR 10 10



TE Part #5-146280-3  
03 MODII HDR SRST B/A .100CL



TE Part #292303-1  
Std USB Type A, R/A, T/H



TE Part #350211-1  
04P CMNL HDR ASSY PC





TE Part #1-881545-1  
AMP SHUNT ASS'Y



TE Part #6-1437621-9  
KD1250B1/4=KNOB BLK DIAMOND KN



TE Part #1623108-1  
CRG0805 1% 12K



TE Part #1623118-1  
CRG0805 1% 15K



TE Part #2-2176092-3  
RP 2A 0.25W 1K15 0.1% 25PPM 1K RL



TE Part #5415025-1  
JACK, RTANG, PCB, 50 OHM, BNC

Documents

Product Drawings

034 HOUSING FFC 50CL DR LATCH

English

CAD Files

Customer View Model

ENG\_CVM\_CVM\_3-487937-4\_R.2d\_dxf.zip

English

3D PDF

3D

Customer View Model

ENG\_CVM\_CVM\_3-487937-4\_R.3d\_igs.zip

English

Customer View Model

ENG\_CVM\_CVM\_3-487937-4\_R.3d\_stp.zip

English

By downloading the CAD file I accept and agree to the [Terms and Conditions](#) of use.

Datasheets & Catalog Pages

AMPMODU\_INTERCONNECTION\_SYSTEM\_SECTION3AND4

English

Product Specifications

Application Specification

English