



Connectors > Lighting Connectors > Poke-In Connectors



Connector System: **Wire-to-Board**
Number of Positions: **2**
Centerline (Pitch): **.16 mm [4 in]**
Connector & Contact Terminates To: **Printed Circuit Board**
Connector Height: **.23 mm [5.8 in]**

Features

Product Type Features

Connector System	Wire-to-Board
Connector & Contact Terminates To	Printed Circuit Board

Configuration Features

Number of Positions	2
---------------------	---

Contact Features

Contact Current Rating (Max)	8.5 A
------------------------------	-------

Termination Features

Termination Method to PCB	Surface Mount
---------------------------	---------------

Mechanical Attachment

Connector Mounting Type	Board Mount
-------------------------	-------------

Housing Features

Centerline (Pitch)	.16 mm[4 in]
--------------------	--------------

Dimensions



Connector Height	.23 mm[5.8 in]
Wire Size	18 – 16 AWG

Usage Conditions

Operating Temperature Range	-40 – 105 °C[-40 – 221 °F]
-----------------------------	----------------------------

Operation/Application

Circuit Application	Power
---------------------	-------

Product Compliance

For compliance documentation, visit the product page on [TE.com](#)>

EU RoHS Directive 2011/65/EU	Compliant
EU ELV Directive 2000/53/EC	Compliant
China RoHS 2 Directive MIIT Order No 32, 2016	No Restricted Materials Above Threshold
EU REACH Regulation (EC) No. 1907/2006	Current ECHA Candidate List: JAN 2025 (247) Candidate List Declared Against: JUNE 2022 (224) Does not contain REACH SVHC
Halogen Content	Low Halogen - Br, Cl, F, I < 900 ppm per homogenous material. Also BFR/CFR/PVC Free
Solder Process Capability	Reflow solder capable to 245°C

Product Compliance Disclaimer

This information is provided based on reasonable inquiry of our suppliers and represents our current actual knowledge based on the information they provided. This information is subject to change. The part numbers that TE has identified as EU RoHS compliant have a maximum concentration of 0.1% by weight in homogenous materials for lead, hexavalent chromium, mercury, PBB, PBDE, DBP, BBP, DEHP, DIBP, and 0.01% for cadmium, or qualify for an exemption to these limits as defined in the Annexes of Directive 2011/65/EU (RoHS2). Finished electrical and electronic equipment products will be CE marked as required by Directive 2011/65/EU. Components may not be CE marked. Additionally, the part numbers that TE has identified as EU ELV compliant have a maximum concentration of 0.1% by weight in homogenous materials for lead, hexavalent chromium, and mercury, and 0.01% for cadmium, or qualify for an exemption to these limits as defined in the Annexes of Directive 2000/53/EC (ELV). Regarding the REACH Regulation, the information TE provides on SVHC in articles for this part number is based on the latest European Chemicals Agency (ECHA) ‘Guidance on requirements for substances in articles’ posted at this URL: <https://echa.europa.eu/guidance-documents/guidance-on-reach>

Compatible Parts





TE Part # 4-2106003-2
Connector, SMT-IDC, 2 pos, 18AWG, black



TE Part # 2106431-2
Connector, SMT-IDC PASS THRU, 2 POS, 18

Also in the Series | Insulation Displacement Connectors Closed End




Ballast Connectors(16)



Board-In Connectors(9)



PCB Headers & Receptacles(1)



Poke-In Connectors(66)

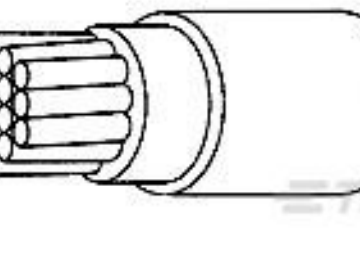


Rectangular Power Connectors(1)



Wire-to-Board Headers & Receptacles (1)

Customers Also Bought



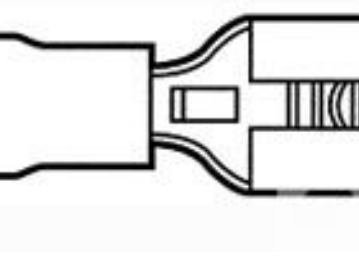
TE Part #6459633001
100G0111-0.50-9



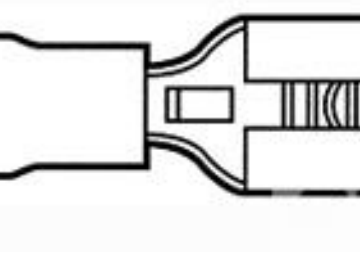
TE Part #284322-E
M12 FEMALE, A CODE, 4P, 17MM SMT




TE Part #2160753002
55A0111-24-5



TE Part #9-160583-2
250 PIDG FASTON REC



TE Part #9-160583-5
250 PIDG FASTON REC



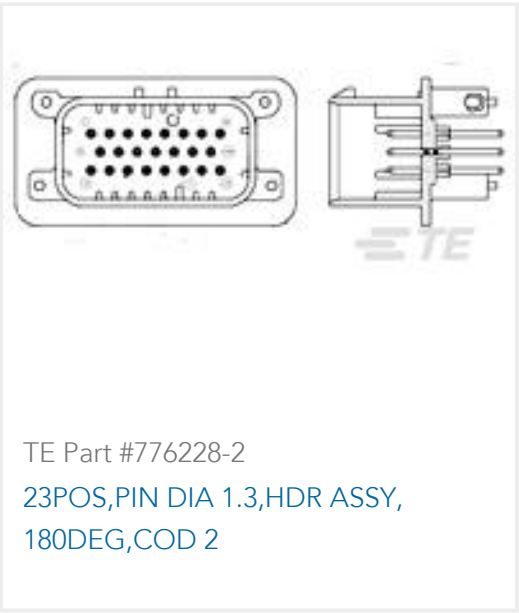
TE Part #216604-8
2X 8P HV190FEDERLEI



TE Part #626437-1
ELECTRO TAP ASSY



TE Part #640716-1
09P UMNL STR/REL & INSRT



TE Part #776228-2
23POS,PIN DIA 1.3,HDR ASSY,
180DEG,COD 2



TE Part #7-1393788-5
V23079F1108B301

Documents

Product Drawings

Connector, SMT-IDC, 2 position, 18AWG

English

CAD Files

3D PDF

3D

Customer View Model

ENG_CVM_CVM_2106003-2_B.2d_dxf.zip

English

Customer View Model

ENG_CVM_CVM_2106003-2_B.3d_igs.zip

English

Customer View Model

ENG_CVM_CVM_2106003-2_B.3d_stp.zip

English

By downloading the CAD file I accept and agree to the [Terms and Conditions](#) of use.

Datasheets & Catalog Pages

IDC_SSL_CONNECTOR

English

Product Specifications

Application Specification

English

Agency Approvals

Agency Approval Document

English